

ZOMBIE
SURVIVAL GUIDE



**ALIVE
INSIDE**

Code

SURVIVAL ZOMBIE INFECTION

In **ZOMBIE: SURVIVAL INFECTION** players take control of a Camp of humans attempting to outlive the flesh-eating undead as well as the other Camps. The game is played over two phases with everyone starting in the Survival Phase. During play, all Camps will eventually enter the Infection Phase.

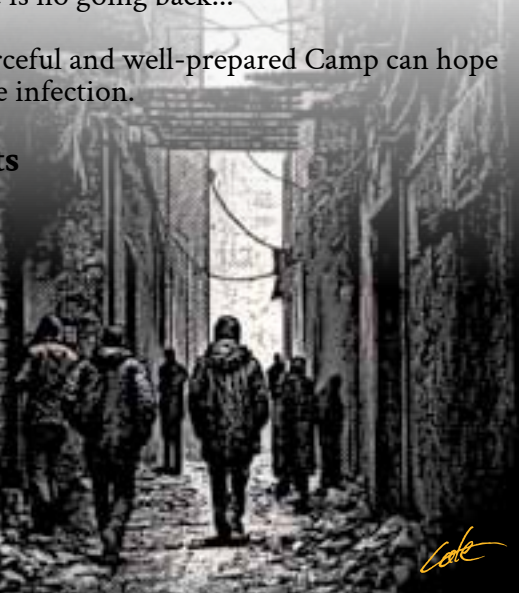
The Survival Phase is the time during the zombie plague just after the initial panic when people are doing their best to find a secure Hideout and attract as many of the remaining humans. All to grow the power of their Camp and bolster their numbers against the undead. Eventually, someone will slip up and let an infected survivor into their Camp. This is when the Infection Phase starts for them.

The Infection Phase is when things really start going wrong. That infected Survivor who slipped in has turned. Now instead of attracting Survivors, your Camp is losing people daily in the fight against the zombies. Once a Camp enters the Infection Phase there is no going back...

Only the most resourceful and well-prepared Camp can hope to survive the zombie infection.

Table of Contents

- GAME COMPONENTS p. 3
- GAME SETUP p. 4
- GAME PLAY p. 5
- WINNING & LOSING p. 9
- THE CARDS p. 12
- THE CHIPS p. 15
- THE DICE p. 16
- THE PHASES p. 17
- CAMP VS. PLAYER p. 18
- FAQ LINK p. 18
- GLOSSARY p. 18



Code

THE OBJECTIVE

The object of the game is to outlast the zombies while protecting yourself from the treachery of your fellow Camps. Will you try to build alliances, keep your head down, or take advantage of others' weaknesses? Dealing with the living can be just as deadly as fighting off hordes of the undead during the zombie apocalypse.

If at any point only one Camp has Characters and/or Survivors remaining they are the winner. However, if the zombies manage to wipe out all remaining Camps all at once the ZOMBIES WIN!

GAME COMPONENTS

85 SURVIVOR/ZOMBIE CHIPS



6 SURVIVAL/INFECTION PHASE CARDS

6 STARTING HIDEOUT CARDS

6 NO HIDEOUT/ZOMBIE CARDS




3 DICE



GAME SETUP

STARTING CAMPS

Each player is given a Phase Card, an **APARTMENT BUILDING-STARTING HIDEOUT** card, and a **NO HIDEOUT-ZOMBIE** card as well as a 10 Survivor Chip. These components are arranged in front of each player to form their Starting Camp, with the starting **APARTMENT BUILDING** card covering the **NO HIDEOUT** card (Hideout side up) and the Phase Card next to them (survival side up). Return all unused Phase, **STARTING HIDEOUT**, and **NO HIDEOUT** cards to the box.



STARTING CAMP SETUP



4-6 PLAYER SETUP

Set the **HIDDEN BITE** card aside. Shuffle and deal 5 Survival Infection cards to each player. Then, split the remaining cards into 2 approximately equal facedown piles. Next, shuffle the **HIDDEN BITE** card into the second pile. Finally, place the first pile on top of the second forming the draw deck. *This puts the trigger for the Infection Phase somewhere randomly in the second half of the deck.*

Place all of the Survivor/Zombie Chips in the center of the table (Survivor side up). Leave room next to the Draw Pile for a Discard Pile. For every player less than 6, flip over one 10 and three 5 Chips to their Zombie side. This forms the City Center.



2-3 PLAYER SETUP

In a 2-3 player game only cards with the open symbol in the bottom left corner are used. Return the cards with the closed symbol to the box.


Set the **HIDDEN BITE** card aside. Shuffle and deal 5 Survival Infection cards to each player. Then split the remaining cards into two approximately equal-facedown piles. Next, shuffle the **HIDDEN BITE** into the second pile. Finally, place the first pile on top of the second forming the draw deck. *This puts the trigger for the Infection Phase somewhere randomly in the second half of the deck.*

Place all of the Survivor/Zombie Chips in the center of the table, Survivor side face up. Leaving room next to the Draw Pile for a Discard Pile. For each player under 6, flip over one 10 and three 5 chips to their Zombie side. This forms the City Center.



GAME PLAY

The game is played in 2 phases with every Camp starting in the Survival Phase. Each phase has its own rules and phase die (Survival Die & Infection Die). To help keep track of which phase your Camp is in, everyone is given a double-sided Phase Card that also includes quick turn order rules. Play goes clockwise around the table with each player taking their turn according to their current phase.



STARTING THE GAME

The player who has most recently watched a zombie movie or won the previous game becomes the starting player. The starting player is given the Base and Survival Dice.




PLAYER TURNS

A player's turn consists of 4 steps done in the following order, after which play moves clockwise to the next player:


- **Survival or Infection Roll** (depending on the phase the Camp is in)
- **Redraw**
- **Take Action**
- **End of Your Turn**

Survival Roll

A. **Roll the Base Die and the Survival Die** (if you have it).

B. **Calculate the Result** by adding the numbers shown on the die (or dice) to any Survival modifiers shown on your Hideout and/or Characters (e.g. **SURVIVAL** +3). If you have the Survival Die, also include any Survival Die modifiers showing on your Hideout and/or Characters (e.g. **S** +3). When the Survival Symbol  is rolled calculate the dice and modifiers as normal then double the result. A positive result is the total number of new Survivors gained from the City Center. A negative result is how many Survivors are returned to the City Center.

Example 1: Sara has the Base Die and the starting **APARTMENT BUILDING**. She rolls a 3 and adds the Survival Phase modifier of +1 bringing her total to 4. Sara takes 4 Survivors from the City Center.


Example 2: Shawn has the Base Die, the Survival Die and the starting **APARTMENT BUILDING**. He rolls a 2 and . He adds the Survival Phase modifier of +1 and the +1 Survival Die modifier to the Base Die result of 2 which brings his total to 4. Shawn then doubles it bringing his total to 8. Shawn takes 8 Survivors from the City Center.

Example 3: It is Amy's turn. She has the Survival Die but, unfortunately, has **NO HIDEOUT**. She rolls just the Base Die and does not roll the Survival Die as per the **NO HIDEOUT**. She rolls a 1 then applies the -2 modifier for having **NO HIDEOUT** giving her a -1. Amy returns 1 Survivor to the City Center.

C. **Pass the Survival Die** if you have it to another Camp in the Survival Phase. If there are no other eligible Camps, retain the Survival Die.

Infection Roll


A. **Roll the Base Die and the Infection Die** (if you have it).

B. **Calculate the Result** by adding the numbers shown on the die (or dice) to any Infection modifiers shown on your Hideout and/or Characters (e.g. **INFECTION** +2). If you have the Infection Die include any Infection Die modifiers showing on your Hideout and/or Characters (e.g. **I** +3). When the Infection Symbol  is rolled, calculate the dice and modifiers as normal. Then, double the result. A positive result is the total number of Survivors killed by the undead. Flip the correct amount of chips over to the Zombie side and return them to the City Center. A negative result is how many Survivors are gained from the City Center.

Example 1: Rene only has the Base Die and the **EMERGENCY SHELTER** Hideout. He rolls the die and gets a 1 and adds +2 from his Hideout's phase modifier, ignoring the +3 Infection Die modifier because he does not have it, giving him a total of 3. Rene flips 3 Survivor Chips to their Zombie side and returns them to the City Center.

Example 2: It is Kat's turn and she has the Base and Infection Die. She rolls the dice and gets the Blank on the Base Die and the Infection Symbol. Her Hideout is **THE PRISON** so she has a -2 Infection Phase modifier. Subtracting 2 from the blank (0) equals -2. When doubled, this gives her a total of -4. In the Infection Phase a negative score is a good thing. The City Center has 3 remaining Survivors that migrate to her Camp. The 4th is ignored because there are no more Survivors left in the City Center.

C. **Pass the Infection Die** to another Camp of your choice.



Redraw

Draw until you have 6 cards in your hand. If you need to draw a card and there are none left, shuffle the Discard Pile to reform the Draw Pile.

Take Action

If an Event is drawn, it **MUST** be played. This takes the place of the drawing player's Take Action. If no Event is drawn, do one of the following:

Play 1 Action, Character, or Hideout card on a Camp:

- An Action Card can be played on any Camp including your own. Reactions may be played in response to Actions and other Reactions. *For more info on Reactions see p. 15.* Once an Action Card and any following Reactions are resolved, they are discarded.
- A Character card can be played on any Camp by placing it face up in front of the target Camp.
- A Hideout card can only be played on your own Camp or the Camp of another without a Hideout.

Discard up to 2 cards from your hand without redrawing.

Trade Survivor(s), Characters, and or Hideouts with another Camp. Only the active Camp may initiate a Trade, only one Trade may be made and both Camps must agree to the Trade. If a Trade cannot be agreed upon, the active Camp may take a different action. Trades can be Survivor(s) for Character(s), Character(s) for Character(s), or an exchange of Hideouts. Only cards and chips already in play on the table may be Traded.

Pass and do nothing.

End of Your Turn

Pass the Base Die to the player on the left. Any Hideout or Character cards that take effect "**at the End of Your Turn**" happen before you Pass the Die. Once you Pass the Die your turn is over, and it is now the next player's turn no matter what phase they are in.




WINNING & LOSING

WINNING

Play continues until there is only one Camp with Survivors and/or Characters. The remaining player is the Winner!

LOSING - UNDEAD RECKONING

If at any point a Camp has 0 Characters/ Survivors they can no longer win as a Survivor. They must immediately discard their hand. Their Hideout is Destroyed and they return their Phase Card to the game box. They then flip their **NO HIDEOUT** card to its **ZOMBIE** side. If they have the Base Die, they give it to the next player. If they have the Survival or Infection Die, they pass it to the eligible Camp of their choice. They are no longer considered a Camp but will continue to play as the undead.




A player who has joined the undead will roll the Base Die without any modifiers on their turn. The number they roll represents the number of Survivors killed in the other Camp(s). The Survivors can come from one or multiple Camps, as chosen by the undead player. Once all Survivors from all Camps are gone the undead player starts killing Characters. In the same manner, it is the undead player's choice which Camp and which Character. Afterward, the Base Die should be passed to the next player.

If the last remaining Camps are knocked out via Undead Reckoning on the same roll the **Zombies Win!** Humanity is wiped out...

Example: In a 4-player game, Jon is the first Camp to get wiped out. On his turn, he rolls a 3 on the Base Die. Since Rene was responsible for his defeat, Jon chooses to eliminate Rene's last remaining Survivor leaving him with only Characters. As Ken was often allied with Rene, Jon decides to remove the remaining 2 Survivors from Ken's Camp.





Eight days after the East Coast outbreak, in a secure Seigneur Pharma facility deep underground in the Cascade Mountains...



the fear...

Fear in knowing that it was your choices, your Actions that brought you here today.



the knowledge...



the horror...

Horror in the realization of your fate and its putrid embrace.



Knowledge is your all consuming hunger.



the hunger...

Hunger remains but no longer for knowledge just... **BRAINSSSS**


Cole

THE CARDS

There are 5 different types of Survival Infection cards: green-framed Actions and Reactions, black-framed/green bordered Events, and orange-framed Character and Hideouts. After being resolved, Action and Reaction Cards are discarded while Events are removed from play. Orange cards, remain in front of the Camp they were played on until they are killed/destroyed. When they are, they are removed from play.

Whenever the Draw Pile is depleted and a card must be drawn, shuffle the Discard Pile to reform the Draw Pile.

If a card's text conflicts with the core game rules presented here, the card text is to be followed.



EVENT CARDS



When an Event card is drawn it must be played immediately. This takes the place of the Camp's Take Action. Event cards can not be modified or affected by other cards. Once an Event is played it is removed from the game. The core game has only one Event card, the **HIDDEN BITE**.



ACTION CARDS



Action Cards represent the bad and occasionally the good things that can happen to a Camp during the zombie apocalypse. Action Cards can be played on any Camp. The most basic Actions (-X Survivors) kill off Survivors, gain (+X Survivors) from the City Center or move them from one Camp to another. Rarer cards destroy Hideouts, attack everyone and even move the Phase Dice!

As a player's Take Action the active player places the card on the table, names the card's Target(s), and reads aloud the title and description. Once an Action and any subsequent Reactions are resolved, it is discarded. Camps that are immune to an Action cannot be targeted by that card.

REACTION CARDS



Reaction Cards can only be played in response to an Action Card or another Reaction. Some Characters and Hideouts also provide an opportunity for Reactions. Once resolved, all Reaction Cards are discarded. A Reaction that will not affect the outcome can not be played.

*Example: Gabriel has **RUN, THEY ARE INSIDE** played against him which destroys his Hideout but does not kill any Survivors. He can not play a gratuitous **SHOTGUN** Reaction because no Survivors were killed.*

When an Action is played, the target(s) have the chance to play a Reaction first. After that, all Camps have the opportunity to play Reactions. If multiple Camps want to play Reactions at the same time, whoever's card hits the table first takes precedence. Each Camp can play more than one Reaction, but they must be played one at a time, allowing other players to react to the first before playing a second.

Reactions can also be played for other Camps. If a Reaction has any requirements, as long as either the player's Camp or the target's Camp meets them, the card's conditions will be met.

*Example: Lynn has a **ZOMBIE APOCALYPSE** (-4 Survivors) played on him. Christine offers to help with the **FIRST AID** Reaction. Lynn has the **DOCTOR** Character who 'doubles the effectiveness of First Aid' so he only loses 2 Survivors instead of 4.*



Escape

Some Reactions allow a Camp to Escape an Action. An Escaping Camp that is the single Target of an Action is considered unaffected by the Action and any Reaction modifications. If the Action targets two Camps and one Escapes, the Action fails to affect either. When a Camp Escapes an Action that targets all or "all other" Camps, the remaining Camps are still affected by the Action Card. Once a Camp plays an Escape, no more Reactions may be played for or on the Escaping Camp.



CHARACTER CARDS CH

Characters have a skill that makes them more exceptional than the average Survivor. Characters are played out in front of the Camp they belong to. Characters remain in play until killed. Characters can be traded, moved, and killed by card effects; however, they cannot be voluntarily discarded.



A Camp can have any amount of Characters. Once a Camp runs out of Survivors the remaining Characters become Survivors for the sake of losses from die rolls, Action, Event, and Reaction Cards. Killed Characters are removed from play and placed in the game box. The player playing the card or rolling the dice which results in a Character death decides which Character is killed. In the rare case that a Character is moved to the City Center, any Camp can acquire them just like they would acquire any other Survivor.

Some Characters have an ability that can only be used once. If the description says 'rotate the card 180°' after using the power, the card stays rotated for the remainder of the game even if moved to another Camp. If the description says 'sacrifices self' the Character is killed after the cards are resolved.



HIDEOUT CARDS 🏠

All Camps begin the game with an **APARTMENT BUILDING - STARTING HIDEOUT** and a **NO HIDEOUT** card underneath it. Anytime a Camp's Hideout is destroyed their **NO HIDEOUT** card becomes visible. While visible this Camp suffers its full effects until it is covered by a new Hideout. While a Camp has no Hideout other players may play a Hideout on that Camp as their Take Action.



A Camp cannot Abandon a Hideout without a replacement, even if having **NO HIDEOUT** is more beneficial. It's human nature to seek shelter, especially in a crisis.

Abandoned Hideouts go in the Discard Pile. Destroyed Hideouts are removed from play and placed in the game box.

To play a Hideout card when you have no Hideout, place the card in front of you with your **NO HIDEOUT** card underneath it.

To play a Hideout when you already have one, discard your current Hideout and replace it with the new one from your hand, this is known as Abandoning.

To play a Hideout on another Camp that does not have one simply place their **NO HIDEOUT** under the new Hideout you are giving them. It cannot be refused.

Some Hideouts have an ability that can only be used once. If the description says to 'rotate the card 180°' after using the power the card stays rotated for the remainder of the game even if moved to another Camp. Unless it is Abandoned and then later brought back into play, in this case it is placed in its starting orientation.



THE SURVIVOR / ZOMBIE CHIPS

Survivors are a finite resource and the Survivor Chips represent all the remaining humans in the city. The starting amount of Survivors varies by the number of players, (see *Game Setup p. 4, 5*). If a dice roll or an Action Card would cause a Camp to gain Survivors and there are none remaining in the City Center, then the result is ignored. Once a Camp no longer has Survivors but still has Characters, any card effect or dice roll that would cause them to kill or lose Survivors now affects their Characters.

When Survivors are killed (-X Survivors) flip over the appropriate number of Survivors to their Zombie side and return them to the City Center. When making change take care to keep the count of the remaining Survivors correct as they are a finite resource.

Returned and moved Survivor Chips are kept Survivor side faceup.



THE DICE


Rolling the green or orange dice can produce incredible results. This is why you get to choose who you pass them to. These dice are tools to help make alliances, find help, make enemies, or get some sweet revenge. Any promises made to convince another player to give or not give you one of the phase dice are non-binding.

BASE DIE

The black 6-sided Base Die has two 1s, two 2s, one 3, and a single Blank (equal to 0) side.




SURVIVAL DIE

The orange 6-sided Survival Die has two 1s, two 2s, one 3, and one Survival Symbol . When the Symbol is rolled it doubles the result of the Survival Roll plus Survival Phase and Survival Die modifiers.



The Survival Die can not be passed to a Camp that is in the Infection Phase. If the active Camp is the only one still in the Survival Phase they retain the Survival Die.

INFECTION DIE

The green 6-sided Infection Die has one 1, one 2, two 3s, and two Infection Symbols . When the Symbol is rolled it doubles the result of the Infection Roll plus Infection Phase and Infection Die modifiers.



The Infection Die enters the game when the **HIDDEN BITE** Event card is played on a Camp. When a Camp is given the Infection Die for the first time, they turn their Phase Card to the Infection Side. If they have the Survival Die they must give it to an eligible Camp. If there is no eligible Camp, the die is removed from the game.



THE SURVIVAL / INFECTION PHASES

The two phases are similar to acts in a zombie movie. The Survival Phase is the point in the movie just after the initial outbreak when humans start banding together for mutual protection. During this phase, your Camp will most likely focus on attracting as many Survivors to your Camp as possible in hopes of surviving the inevitable...

The Infection Phase is the point in the movie when someone has been bitten, hides it, comes back into Camp, and eventually turns. This is when all hell breaks loose and now, instead of attracting people, you are just doing your best to mitigate your losses while fighting the undead. A Camp does not enter the Infection Phase until the first time they are given the Infection Die. Once a Camp is in the Infection Phase there is no going back to the Survival Phase.

Survival Rolls

A positive result is the number of Survivors gained from the City Center.

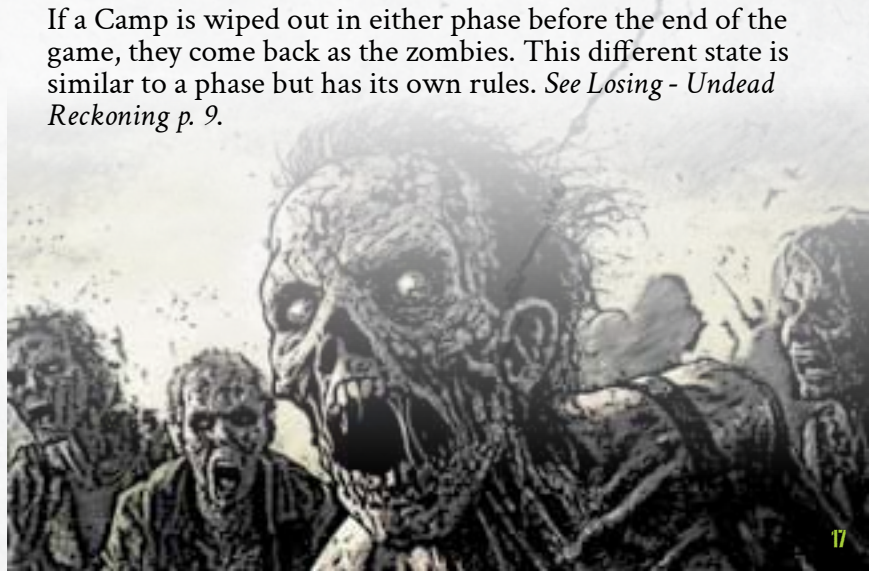
A negative result is the number of Survivors returned to the City Center.

Infection Rolls

A positive result is the number of Survivors killed.

A negative result is the number of Survivors gained from the City Center.

If a Camp is wiped out in either phase before the end of the game, they come back as the zombies. This different state is similar to a phase but has its own rules. *See Losing - Undead Reckoning p. 9.*



CAMP VS. PLAYER

A Player is a Camp while they still have Characters/Survivors. If they are brought down to zero of both they stop being a Camp and have become just a player. Once a player is no longer a Camp they are still in the game, however, now they are playing as the zombies. See *Losing - Undead Reckoning p 9*.

RULES QUESTIONS

For FAQ and living rulebook visit:
zombiesurvivalinfection.com/Zombie_Survival_Infection-rules.pdf



GLOSSARY

Abandoning - When a player discards and replaces their current Hideout with one from their hand.

Base Die - Black D6 that is rolled at the beginning of each player's turn.

Blank - The side with no markings on the Base Die (black). When calculating the result the Blank is equal to 0.

Camp - A player controls a group of Survivors known as their Camp.

Character - Exceptional humans with skills setting them apart from generic Survivors. When a Camp no longer has Survivors any remaining Characters are also considered Survivors for being affected by cards and dice rolls.

Chips: Survivor/Zombie - The Survivor Chips represent the last remaining humans left in the city. Anytime a Survivor is killed (-X Survivors) flip the appropriate number of Survivors over to their Zombie side and return them to the City Center.

City Center - The center of the table where the Zombies and remaining unclaimed Survivors are kept.

Destroyed - When a Hideout is Destroyed it is removed for the remainder of the game.



Escape - An Escape allows a Camp to completely ignore an Action Card. Once an Escape is played no more Reactions can be played on the Escaping Camp.

Event - As soon as an Event is drawn it must be played taking the place of that Camp's Take Action.

Immune - When a Camp is Immune to a particular card they can not be targeted by that Action.

Infection Die - The green die that is introduced into the game when the Hidden Bite Event is played.

Infection Phase - A Camp enters the Infection Phase once they are given the Infection Die. A Camp stays in the Infection Phase until they win or their Camp is destroyed.

Killed - Killed Survivors (-X Survivors) are flipped to their Zombie side and returned to the City Center. Killed Characters are returned to the game box for the remainder of the game.

Pass the Die - The Survival and Infection Dice are passed to the Camp of your choice after rolling and calculating the results. The Base is passed to the player to the left at the End of Your Turn.

Reaction - Reaction cards can only be played in response to an Action or other Reaction cards.

Sacrifice - A Character with this ability kills themselves to Escape an Action.

Starting Camp - Each player starts with a Survival/Infection Phase Card, an Apartment Building Starting Hideout card, and a no Hideout/Zombie card plus a 10 Survivor Chip.

Survival Die - The orange die that is given to the starting player, then passed to the Camp of their choice as long as they are in the Survival Phase.

Survival Phase - All Camps start in the Survival Phase. Once they are given the Infection Die they enter the Infection Phase and can never return.

Target - Camp(s) chosen to be affected by an Action card.

Trash - When a card it is trashed it is returned to the game box for the remainder of the game.

Undead Reckoning - As the zombies, players roll the Base Die without any modifiers on their turn. The number they roll represents the number of Survivors killed in other Camp(s).

ZOMBIE SURVIVAL. GUIDE



Cole

Game Design: James S. Cole
Illustrations: James S. Cole
Graphic Design: James S. Cole
Editing: Rich Nigro, Marcia Nigro,
Rich Curren, Sean McDonald

Zombie: Survival Infection
Copyright ©2024 James S. Cole Illustration
www.zombiesurvivalinfection.com

Printed In: China

Warning: Choking Hazard! Keep Away from small children!